

As of 10/1/23

COMMUNITY NEEDS ASSESSMENT DATA



TRUMANSBURG COMMUNITY RECREATION

WHO IS TCR?

Trumansburg Community Recreation (TCR) is a 501c3 non-profit corporation started in 2016. We are a group of dedicated Trumansburg volunteers who are working to develop more recreational opportunities and spaces for our community. Our efforts are supported by the Trumansburg Central School District, the Town of Ulysses, and the Village of Trumansburg.

OUR BOARD

Todd Edmonds, President
Heather Mount, Vice President
Erika Reed, Treasurer
Melinda von Gordon, Secretary
Tanya Grove
Cheryl Thompson



OUR MISSION

To develop facilities and programs for community sports, recreation and leisure in the Trumansburg area.

OUR VISION

By helping to develop safe and enjoyable facilities and programs for sports, recreation, and leisure, we will be helping to promote the health and vitality of our Trumansburg area community.

TRUMANSBURG COMMUNITY RECREATION



COMMUNITY NEEDS ASSESSMENT

Our efforts to assess community needs help us determine what facilities are needed. Since 2017 we have gathered needs data from hundreds of people in our community in several ways:

- **Cornell University's DesignConnect program:** Their team hosted community meetings, did community surveys, and helped TCR visualize the original recreation campus concept, all to evaluate community needs.
- **Local Recreation Groups Surveys:** In 2019, and again in 2023, we reached out to local groups to better understand their needs, facilities, and ways they promote their programs.
- **Regional Census Data:** In 2017 we reviewed census data to get a sense of how our local population may change over the coming decade.
- **Monthly Newsletter Feedback:** Each month we field feedback, questions, and comments from folks in our community asking about new recreational spaces for our community

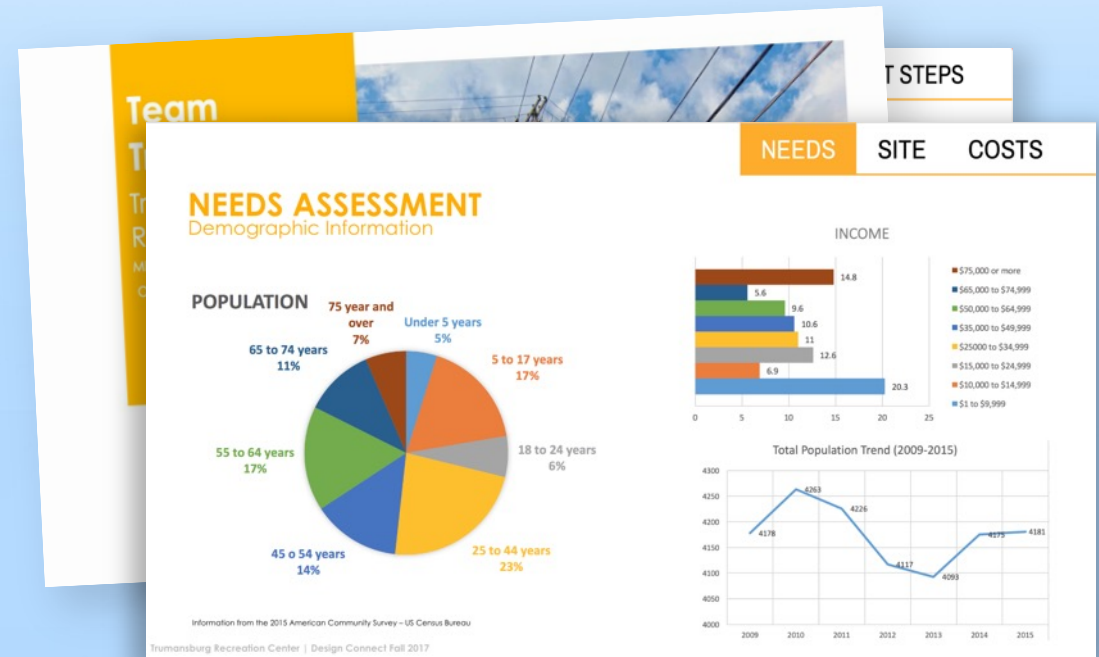


COMMUNITY NEEDS ASSESSMENT

A.

DESIGN CONNECT

In 2017, we worked with the team from Cornell to develop a Community Needs Assessment and gather feedback and a recreational wish list from our community members. We coordinated several public meetings and surveys to gather feedback from community members.



What we discovered:

147

**Community
Members
attended**

Attendees could
vote for more
than one need.

**Sports
facilities**

136 votes

TOP RANKED:

1. Soccer (natural grass)
2. Baseball/Softball
3. Basketball
4. Football
5. Volleyball
6. Hockey

**Community
Center**

135 votes

TOP RANKED:

1. Afterschool space
2. Adult fitness
3. Summer camp
4. Homeschooling space
5. Outdoor Education
6. Commercial kitchen

Pool

92 votes

TOP RANKED:

1. Indoor
2. Classes

**Skate
Park**

45 votes

TOP RANKED:

1. Skatepark
2. BMX park

COMMUNITY NEEDS ASSESSMENT

B. Local Recreation Surveys

In 2019 and again in 2023, we sent out surveys to nearly 20 local sports and recreational organizations, as well as posting a broader survey on Facebook to our wider community members to solicit feedback on what facilities they perceive as most needed.

Community Sports Survey

Sports Organization Feedback

TCR is continuing to research and review property in the community where it may be possible to develop more recreational resources and sports fields.

We are interested in what your organization's current and future needs are so that we can accurately adjust our comprehensive plan for our community. If you can take a few minutes to fill out this survey it would be greatly appreciated. If you have questions, please don't hesitate to reach out to us via email: tburgr@gmail.com

todd101@gmail.com [Switch account](#)

* Required

Email *

Your email

Name *

Your answer

Email *

Your answer

Organization Name *

Your answer

TRUMANSBURG COMMUNITY RECREATION

Community Stakeholder Survey

Mail Completed Forms to PO Box 387, Trumansburg NY 14886

- Contact Information
Name: _____
Email: _____
Phone: _____
- Community Organization you are representing tonight?
- Is there a different/another (circle) contact that we should have within your organization for this project? If yes, please specify:
Name: _____
Email: _____
Phone: _____
- Who are your members/audience?
- a. What type of activities/events do you organize? (e.g. educational, sports, recreation & leisure, social, etc vs.)
b. What format are your events? (e.g. ongoing classes/lessons, regular meetings/gatherings, special events – workshops, concerts, etc)
- How can we stay up to date on what you are doing?

Never submit passwords through Google Forms.
This content is neither created nor endorsed by Google. [Report Abuse](#) · [Terms of Service](#) · [Privacy Policy](#)

Google Forms

Please continue on back



What we discovered (so far-- results still coming in):

10

Organizations responded

Little Blue Raider Youth Football
Tburg Travel Youth Baseball
Tburg Bidy Balll
Taughannock Soccer Club
Adult Futsal/Pickup soccer
Youth Track & Field
Youth Cross Country
Adult Pickup Volleyball
Rec Youth basketball
Trumansburg Senior Citizens

88%

In need of additional facilities

TOP RANKED:

1. Soccer
2. Baseball/Softball
3. Basketball
4. Football
5. Futsal

85%

Say their programing suffers from lack of facilities

INCLUDING:

Soccer
Baseball
Basketball
Football
Futsal

“Weeknight practices at the school are a challenge. Our 8 spring teams (approx. 100 players) will need 20-22 field training hours each week.

Practices are complicated by school traffic and parking. Weekends can host 2-6 games per weekend, which equates to approx. 336 players, parents, coaches and officials on-site at the school on any given weekend in the spring, summer and fall.”

Emily Ouckama,
TSC President & Coach

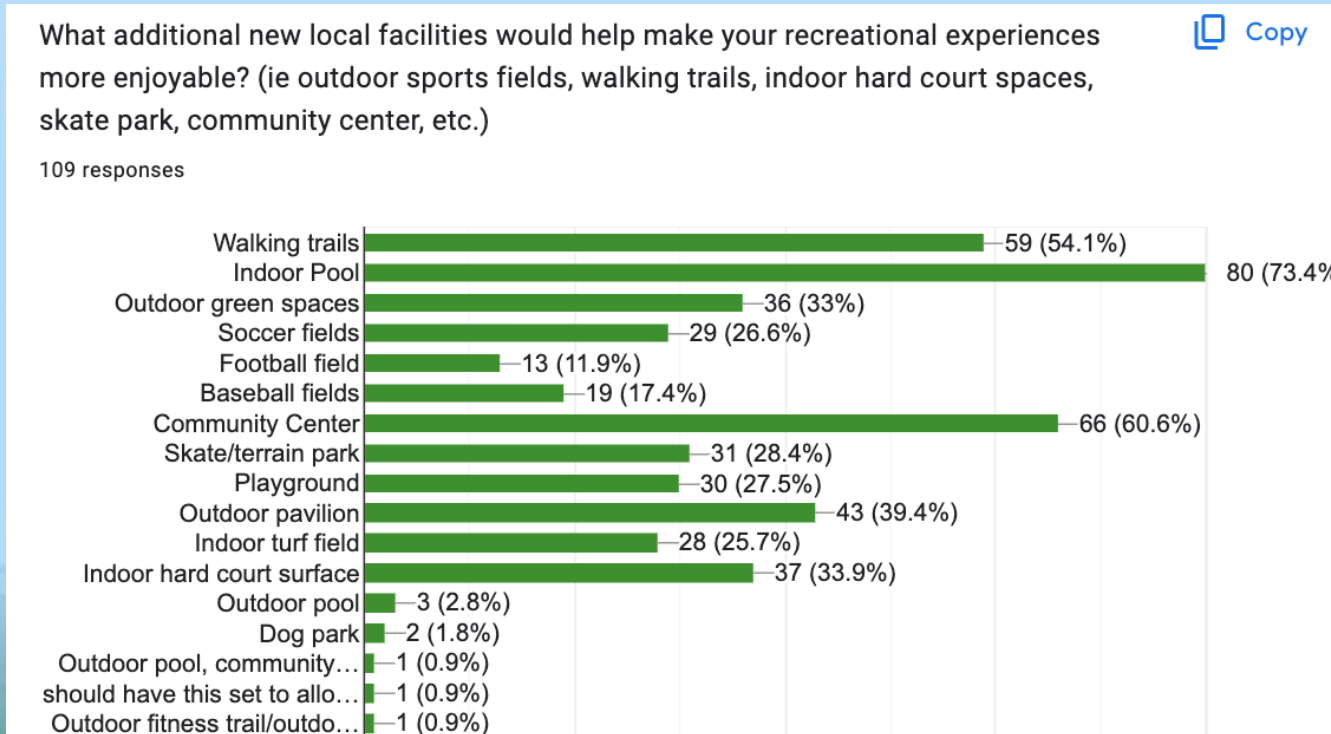


What our community members said (as of 10/23):

111
responses

95%
Say we need
additional facilities

Ranked by need



“We have to drive to Ithaca or beyond for many of our activities. Trumansburg desperately needs more spaces for recreational activities- especially safe and entertaining environments for kids and teens to socialize and gather!”



COMMUNITY NEEDS ASSESSMENT

C. Local Census Data

We have evaluated recent local census data to better understand population growth in our area over the next decade to better know how our population will change.

Pop-Facts Demographics Trend

Description	Ithaca city, NY (3638077)					
	2000* / 2010**		2017		2022	
	Census	%	Estimate	%	Projection	%
Pop-Facts: Demographic Trend						
Population by Age**	30,014		30,505		30,959	
Age 0 - 4	708	2.36%	709	2.32%	679	2.19%
Age 5 - 9	681	2.27%	682	2.24%	706	2.28%
Age 10 - 14	643	2.14%	652	2.14%	691	2.23%
Age 15 - 17	439	1.46%	705	2.31%	670	2.16%
Age 18 - 20	7,431	24.76%	6,553	21.48%	6,367	20.57%
Age 21 - 24	7,887	26.28%	7,967	26.12%	7,206	23.28%
Age 25 - 34	4,585	15.28%	4,684	15.35%	4,655	15.04%
Age 35 - 44	1,919	6.39%	2,628	8.61%	3,527	11.39%
Age 45 - 54	1,919	6.39%	1,797	5.89%	2,010	6.49%
Age 55 - 64	1,848	6.16%	1,794	5.88%	1,722	5.56%
Age 65 - 74	897	2.99%	1,339	4.39%	1,626	5.25%
Age 75 - 84	628	2.09%	609	2.00%	737	2.38%
Age 85 and over	429	1.43%	386	1.27%	363	1.17%
Age 16 and over	27,826	92.71%	28,242	92.58%	28,682	92.65%
Age 18 and over	27,543	91.77%	27,757	90.99%	28,213	91.13%
Age 21 and over	20,112	67.01%	21,204	69.51%	21,846	70.56%
Age 65 and over	1,954	6.51%	2,334	7.65%	2,726	8.81%
Median Age	23.6		24.0		24.5	
Population by Sex**						
Male	15,151	50.48%	15,426	50.57%	15,676	50.63%
Female	14,863	49.52%	15,079	49.43%	15,283	49.37%
Pop. by Single-Classification Race by Hispanic/Latino**						
Hispanic or Latino	1,955		2,296		2,557	
White Alone	1,114	56.98%	1,339	58.32%	1,508	58.98%
Black or African American Alone	116	5.93%	123	5.36%	133	5.20%
American Indian and Alaska Native Alone	24	1.23%	28	1.22%	30	1.17%
Asian Alone	32	1.64%	40	1.74%	46	1.80%
Native Hawaiian & Other Pacific Islander Alone	3	0.15%	3	0.13%	4	0.16%
Some Other Race Alone	458	23.43%	527	22.95%	581	22.72%
Two or More Races	208	10.64%	236	10.28%	255	9.97%
Not Hispanic or Latino	28,059		28,209		28,402	
White Alone	20,273	72.25%	18,968	67.24%	18,073	63.63%

Pop-Facts Demographics Trend
Claritas Pop-Facts Premier 2017
Report Generated April 11, 2017 9:23:18 AM EDT

	Ithaca town, NY (361090009001)		Trumansburg (361090)	
	Total	%	Total	%
89%	33	4.15%	21	
44%	5	0.63%	22	
39%	68	8.55%	105	
15%	17	2.14%	29	
15%	15	1.89%	6	
	795		732	
%	99	12.45%	52	
%	511	64.28%	519	
%	165	23.27%	161	
	788		728	
	544	69.04%	487	
	96	12.18%	45	
	60	7.61%	55	
	16	2.03%	105	
	0	0.00%	6	
	30	3.81%	0	
	42	5.33%	30	
	212		165	
	352		354	
	62		109	
	49		29	
	43		30	
	25.00		25.00	
	881		674	
	379	43.02%	421	
	502	56.98%	253	
	18.9		19.9	
	6.0		7.4	



What we discovered:

Population growth is trending up in the Town of Ulysses.

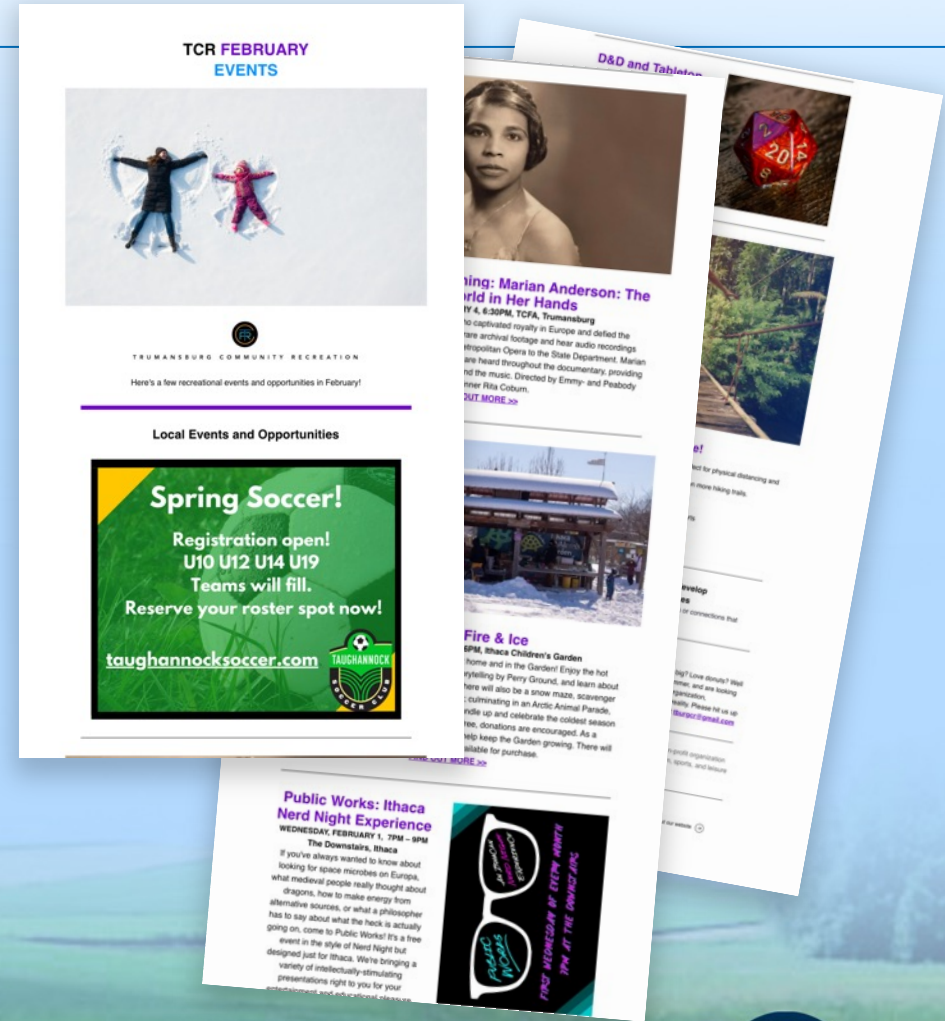
There is evidence showing a **15-30%** increase of **29-34 year-olds, and young families** in the immediate Trumansburg area in the coming decade. And with the new INHS Crescent Way property under construction now, we expect another bump in population growth.



COMMUNITY NEEDS ASSESSMENT

C. Feedback from our monthly newsletters

We have fielded questions and comments from roughly **105** people in our community about facilities most needed in our area.



Typical comments:

"Although we are allowed to use school facilities, there just isn't the ease of access and support that used to be in this community. I would be in support of a facility that gave our kids more access to play baseball/softball that was not as restrictive as the spaces at the school."

Youth baseball coach

"...middle school gym and the outdoor school fields are often double booked with school events..."

Adult rec soccer coach

"...being 100% dependent on the school is not ideal."

Youth football coach

"I wish we had more access to courts and fields. It would be ideal if there was availability of a larger gymnasium – at least be given more flexibility to work around other school-affiliated teams schedules."

Youth basketball coach

Typical comments:

“We have to drive to Ithaca or beyond for many of our activities. **Trumansburg desperately needs more indoor spaces for recreational activities** – especially safe and entertaining environments for kids and teens to socialize and gather!”
Survey response

“**I would like to facilities expanded and further developed.**”
Survey Response

“**There are not enough fields or indoor spaces for the youth spaces.**” Survey response

“It would be nice to have a place where **residents of all ages could ride their bikes, and get some exercise at the same time.**”
Survey Response

“It would be great to have a space for physical activity in T’burg. **Finally, a community garden would be an incredible place for all ages to cross paths/recreate.**”
Survey Response

“I would like people to **spend more time outside with their neighbors and friends and less time driving around looking for organized sports...**”
Survey Response



GET INVOLVED!

- Visit our website, subscribe to our monthly newsletter, spread the word!
- Volunteer on our board
- Connect with friends, Tburg alumni, and family about our efforts



THANK YOU!

Questions? Please reach out:

Todd Edmonds

President, Trumansburg Community Recreation

607.280-7526

www.tburgcr.org

Email: tburgcr@gmail.com

Mail: PO Box 387, Trumansburg, NY 14886

TRUMANSBURG COMMUNITY RECREATION

